

# MONOPHONIC POWER AMPLIFIER M-6200



Accuphase Laboratory, Inc.

1

M-6200 is a succession model of M-6000 and our flagship of class-AB monophonic power amplifier. We've already launched another flagship class-A monophonic power amplifier A-200 as the 40 year anniversary model.

M-6200 inherits superb technologies from A-200. And it is the newest model of M-6000 series.

## Dimensions and Weight

- Same dimensions as the former model M-6000
  - Width 465mm
  - Height 220mm
  - Depth 499mm
- 1.7kg heavier than M-6000
  - Weight 40.2kg net



Accuphase Laboratory, Inc.

2

The size of M-6200 is as same as the former model M-6000.


However M-6200 is 1.7kg heavier than M-6000 as internal structure is reinforced. (Power transformer size, number of speaker terminals, rectangular wire coil etc. )

## Front and rear view



M-6200 has an analog power meter and it has peak-hold and hold time control function.

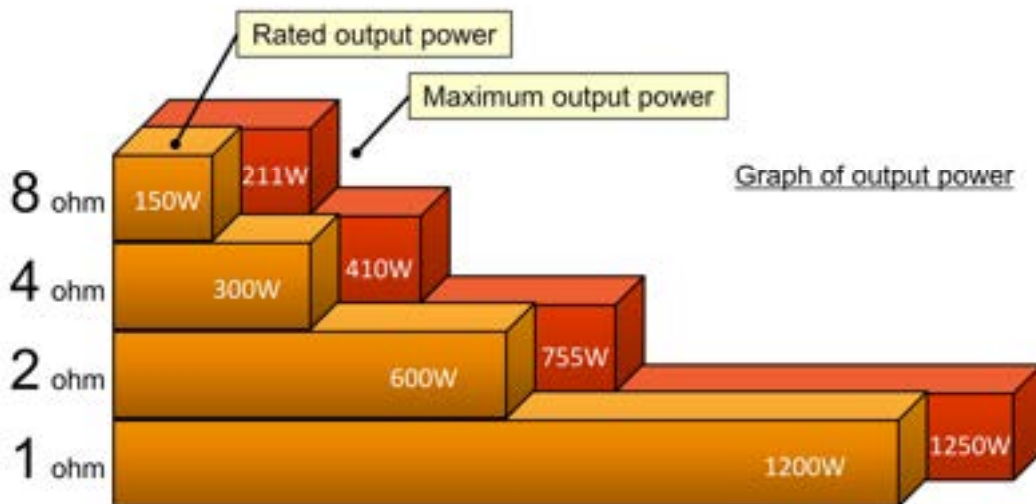
2 pairs of large speaker terminals are equipped. They are useful for bi-wiring connection with loud speaker.



Strong power supply by large Toroidal transformer with newly designed heat-radiation fins and a pair of 48,000 $\mu$ F capacitors are installed.

# Output power

- Class AB 150W / 8 ohm, 1200W / 1 ohm



Accuphase Laboratory, Inc.

5

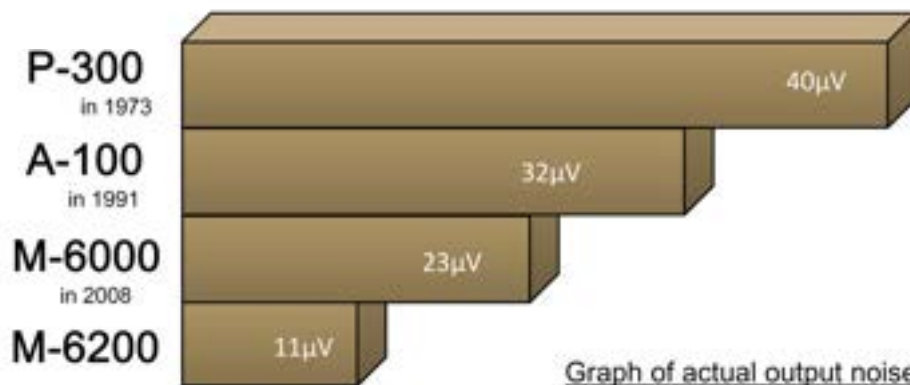
The continuous average output power is 150W into 8 ohm load.

However M-6200 has bigger headroom for maximum output power. It is 211W into 8 ohm and 1250W into 1 ohm.

It means M-6200 is super high power amplifier.

## Ultra Low Noise

- Lowest noise in Accuphase 42years power amplifier history
  - S/N ratio: 127dB guarantee / 130dB(11 $\mu$ V)typical



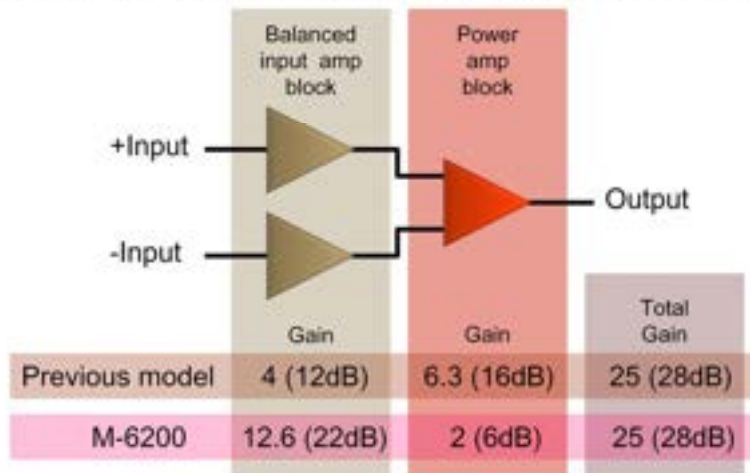
Accuphase Laboratory, Inc.

6

M-6200 has the lowest noise performance in the 42 years' history of Accuphase power amplifier. Our first stereo power amplifier P-300 launched in 1973 had 40 $\mu$ V of noise voltage. 42 years later, M-6200 achieves 11 $\mu$ V at last. This is less than half of the former model M-6000.

# Technology for low noise

- Optimized gain allocation
  - Output noise voltage is reduced to 49%



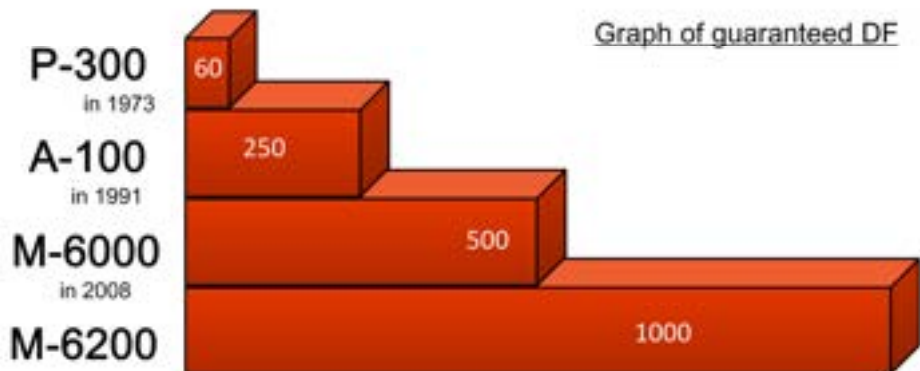
Accuphase Laboratory, Inc.

7

The output noise is reduced by some technologies. Optimizing gain allocation of 2 amplifier blocks which is constructed with instrumentation amplifier. Enhancing gain of balanced input amplifier block from 4 times to 12.6 times. Output noise voltage is ideally reduced to 49%.

## Super high Damping-Factor

- Highest Damping-Factor in Accuphase 42years power amplifier history
  - DF 1000 guaranteed



Accuphase Laboratory, Inc.

8

M-6200 has the highest Damping-Factor specification in the 42 years' history of Accuphase power amplifier.

DF of P-300 in 1973 was 60.

After 42 years, M-6200 achieves 1000 of DF.

This is 2 times higher than the former model M-6000.

This is the guaranteed specification. Actually, M-6200 has more than 1,500 of DF.

\*Damping-Factor, DF:

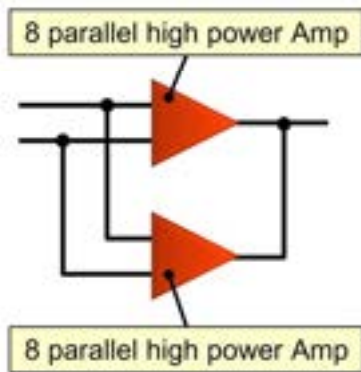
A index of speaker driving ability. Higher Damping-Factor amplifier has higher speaker driving ability.

DF =  $8 \text{ ohm} / \text{Output-impedance}$



# Technology for high DF

- Parallel operation in power amplifier block
  - Output impedance is decreased to 50%



Power amp. Assembly

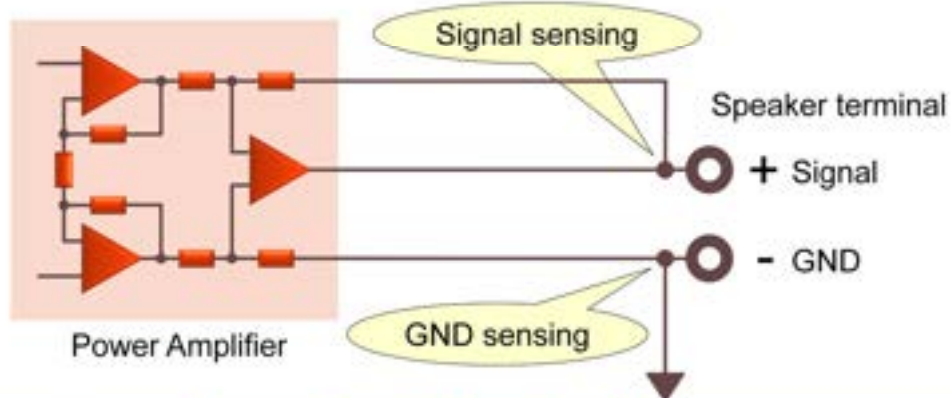
Accuphase Laboratory, Inc.

9

Output impedance is decreased by the multiple connected power amplifiers with 8-parallel push-pull arrangement of high power transistors. Output impedance is decreased to 50%

# Technology for high DF

- Balanced Remote-sensing
  - Feedback from speaker terminal proximity
  - Signal-line and GND-line sensing



10

Accuphase Laboratory, Inc.

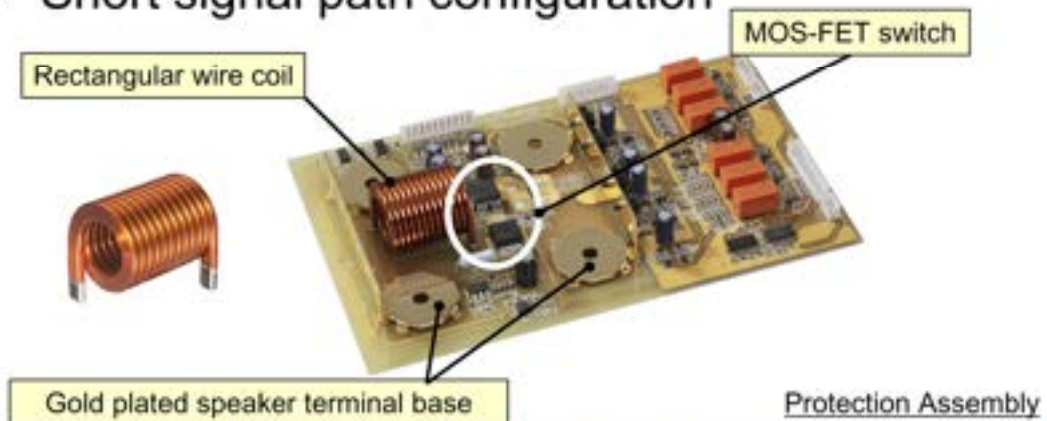
Remote-sensing is the technique to obtain lower output impedance of amplifier by negative feedback with signal sensing from close-up the speaker terminals.

Balanced Remote-sensing is the technique to make impedance even lower by GND sensing and the negative feedback of GND level with adding the signal sensing.

Not only Damping-factor but also Total Harmonic Distortion and Intermodulation Distortion are improved by Balanced Remote-sensing.

## Technology for high DF

- Speaker protection equipped with MOS-FET
- Using very low resistance components
- Short signal path configuration



Accuphase Laboratory, Inc.

11

Mechanical relay is the most popular component for speaker protection. It does not have good reliability and low contact resistance either.

M-6200 uses MOS-FET switch instead of mechanical relay for speaker protection.

Damping-Factor, reliability and sound quality are improved by the MOS-FET switch.

Moreover, very low resistance components which are chosen for M-6200 are large speaker terminal, rectangular wire coil and so on.

Making signal path thick and short attains low impedance.