



## SAFETY FIRST

**PLEASE READ THE FOLLOWING INSTRUCTIONS BEFORE INSTALLATION**

**DO NOT** expose this product to dripping or splashing and no objects filled with liquids, such as vases, should be placed near the apparatus. If liquid enters the chassis immediately unplug from the wall socket.

**DO NOT** impede ventilation by covering the ventilation openings with items, such as newspapers, table-cloths, curtains, etc.;

**DO NOT** expose this product to naked flame sources, such as lighted candles, these should not be placed near the apparatus;

**MAKE SURE** that this appliance (CLASS 1) is connected to a mains outlet socket with protective earth.

**PLEASE NOTE** that the mains plug is used as the disconnect device and must remain readily operable.

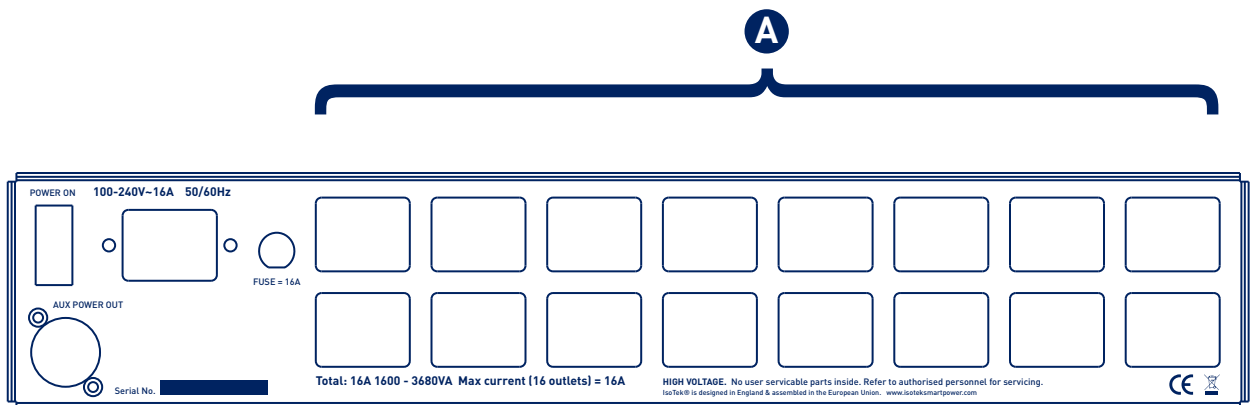


## OUTPUT SOCKETS

**ADDITIONAL INFORMATION ON FUSING AND RATINGS**



The sixteen output sockets marked 'A' are designed for use with all electrical appliances. These are protected by 16A fusing, located on the back panel and will provide a maximum continuous total load for all sixteen sockets together (A) of 3680W.



## SERVICE & REPAIR

**NO USER SERVICEABLE PARTS INSIDE**

Should the unit fail, or cease to function, or function in a manner which seems unusual, please immediately turn off and unplug from the mains supply.

**Send an email to:** [support@isoteksystems.com](mailto:support@isoteksystems.com)

# SET-UP & INSTRUCTIONS

1

## UNPACK

DEBALLAGE / AUFPAKKEN / DESEMBALAR /  
打开包装 / РАСПАКОВКА



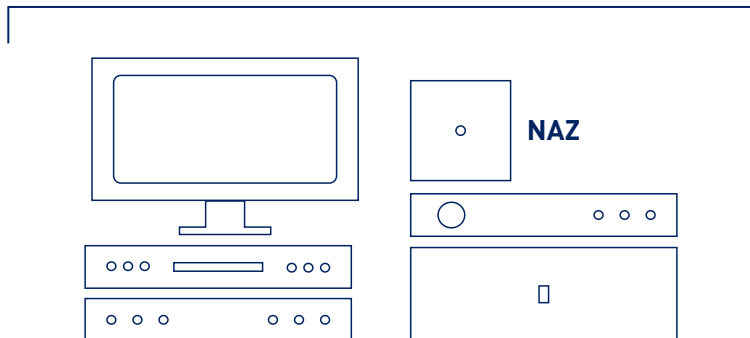

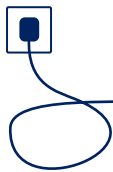
448 x 305 x 89 mm (W x D x H)

7kg

2

## PLUG IN

BRANCHEMENT SECTEUR / EINSTECKEN / CONECTAR /  
连接电源 / ПОДКЛЮЧЕНИЕ К СЕТИ



3

## REGISTER: EXTEND YOUR WARRANTY

- FR** PROLONGEZ LA GARANTIE GRATUITEMENT
- DE** KOSTENLOSE GARANTIEVERLAENGERUNG UNTER
- ES** REGISTRO: PROLONGUE LA GARANTÍA GRATIS
- CN** 注册会员: 可延长质保, 享受更多增值服务
- RU** РЕГИСТРАЦИЯ: РАСШИРЯЕТ БЕСПЛАТНУЮ ГАРАНТИЮ

[www.isoteksystems.com/register](http://www.isoteksystems.com/register)

