


Mounting of the VDH Berri connector:

Step 1:

Unscrew the back of the connectors and put the back around the cable.




Step 2:

Strip the cable max.12.0mm.




Step 3:

Heat up the gold plated inner bus with a gas burner or heat cannon and mount the cable.



Step 4:

Screw the outer front bus a little bit onto the connector, after the connector has cooled down.



Step 5:

Screw the spade or the banana into the soldered gold plated bus and put them in the desirable position and fix the outer front bus..

